



DEEP CYCLE
SERIES: 4000
MODEL: 24 HT 80

BATTERY ENGINEERING
WWW.ROLLSBATTERY.COM MADE IN CANADA

BATTERY TYPE: 12 VOLTS

DIMENSIONS:

| | | |
|---------------|--------|---------------|
| LENGTH | 275 MM | 10 5/6 INCHES |
| WIDTH | 171 MM | 6 3/4 INCHES |
| HEIGHT | 241 MM | 9 1/2 INCHES |

WEIGHTS:

| | | |
|-------------------|-------|---------|
| WEIGHT DRY | 17 KG | 38 LBS. |
| WEIGHT WET | 23 KG | 50 LBS. |

CONTAINER CONSTRUCTION:

| | | | |
|-------------------|-----------------------------------|-------------------|--------------------------------|
| CONTAINER: | HIGH DENSITY POLYPROPYLENE | TERMINALS: | UNIVERSAL OR FLAG IF SPECIFIED |
| COVER: | POLYPROPYLENE SEALED TO CONTAINER | HANDLES: | PLASTIC MOUNTED TO ENDS |

PLATES:

POSITIVE PLATE DIMENSION:

| | | |
|------------------|---------|--------------|
| HEIGHT | 127 MM | 5.000 INCHES |
| WIDTH | 143 MM | 5.625 INCHES |
| THICKNESS | 3.18 MM | 0.125 INCHES |

CELLS: 6

PLATES/CELL: 7

NEGATIVE PLATE DIMENSION:

| | | |
|------------------|---------|--------------|
| HEIGHT | 127 MM | 5.000 INCHES |
| WIDTH | 143 MM | 5.625 INCHES |
| THICKNESS | 2.08 MM | 0.082 INCHES |

SEPARATOR THICKNESS 1 MM 0.050 INCHES

INSULATION GLASS MAT 1 MM 0.020 INCHES

CAPACITY:

| | | |
|---------------------|---------------|-----|
| CRANK AMPS: | | |
| COLD (CCA) | 0°F / -17.8°C | 324 |
| MARINE (MCA) | 32°F / 0°C | 405 |

ELECTROLYTE RESERVE:
ABOVE PLATES 38 MM 1.5 INCHES

RESERVE CAPACITY:
RC @ 25A 82 MINUTES

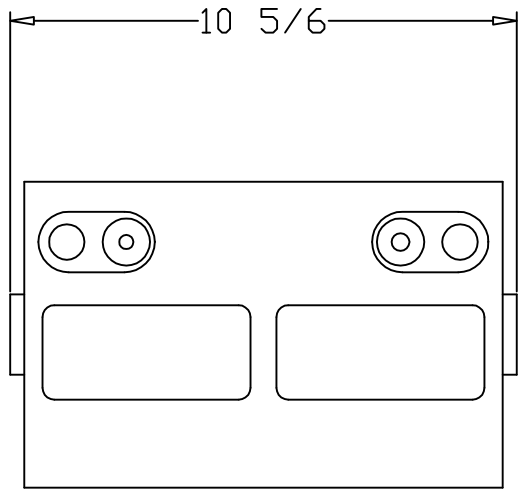
20 HR RATE: 80

| | HOUR RATE | SPECIFIC GRAVITY | CAP / AH | CURRENT / AMPS |
|-------------------|---------------------|-------------------------|-----------------|-----------------------|
| CAPACITY @ | 100 HOUR RATE | 1.280 SP. GR. | 106 | 1.06 |
| CAPACITY @ | 72 HOUR RATE | 1.280 SP. GR. | 101 | 1.40 |
| CAPACITY @ | 50 HOUR RATE | 1.280 SP. GR. | 95 | 1.90 |
| CAPACITY @ | 24 HOUR RATE | 1.280 SP. GR. | 82 | 3.4 |
| CAPACITY @ | 20 HOUR RATE | 1.280 SP. GR. | 80 | 4.0 |
| CAPACITY @ | 15 HOUR RATE | 1.280 SP. GR. | 75 | 5.0 |
| CAPACITY @ | 12 HOUR RATE | 1.280 SP. GR. | 71 | 5.9 |
| CAPACITY @ | 10 HOUR RATE | 1.280 SP. GR. | 68 | 6.8 |
| CAPACITY @ | 8 HOUR RATE | 1.280 SP. GR. | 64 | 8.0 |
| CAPACITY @ | 6 HOUR RATE | 1.280 SP. GR. | 59 | 9.9 |
| CAPACITY @ | 5 HOUR RATE | 1.280 SP. GR. | 56 | 11 |
| CAPACITY @ | 4 HOUR RATE | 1.280 SP. GR. | 52 | 13 |
| CAPACITY @ | 3 HOUR RATE | 1.280 SP. GR. | 47 | 16 |
| CAPACITY @ | 2 HOUR RATE | 1.280 SP. GR. | 41 | 20 |
| CAPACITY @ | 1 HOUR RATE | 1.280 SP. GR. | 29 | 29 |



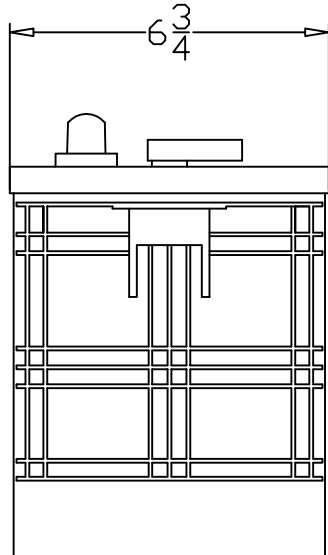
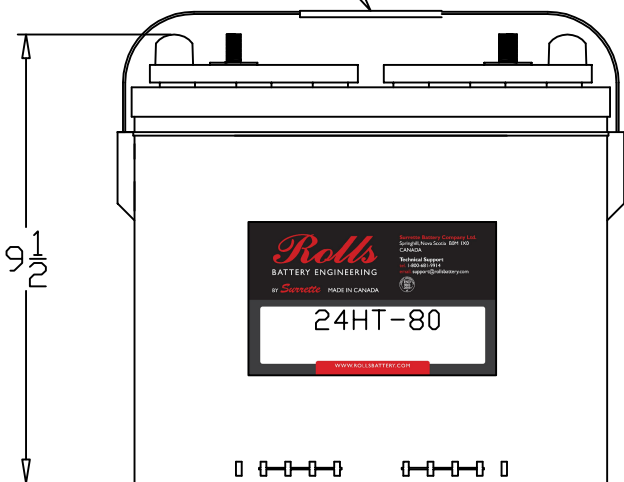
296 Labrosse Avenue, Pointe-Claire, QC, H9R 5L8, Canada
 Phone: (514) 630-5630 Fax: (514) 426-9123
 Toll Free: 1-866-630-5630 email: info@matrixenergy.ca
 For more information visit www.matrixenergy.ca





PART NUMBER: **24HT80**
 WEIGHT WET: 50 LB / 23 KG
 WEIGHT DRY: 38 LB / 17 KG
 CAPACITY: 80 AH 20HR RATE
 VOLTAGE: 12 V
 OVERALL DIMENSIONS: 10⁵/₈" X 6³/₄" X 9¹/₂"

REMOVABLE HANDLE
 - SHOWN IN SIDE VIEW ONLY



TITLE: **24HT80**

DESCRIPTION: 12V 4000 HEAVY DUTY

CONTACT INFO:
 WEB: WWW.SURRETTE.COM
 E-MAIL: SALES@SURRETTE.COM
 PHONE: 1-800-681-9914

SCALE: 1" = 4" 8.5" X 11" JPEG: NOT TO SCALE

Drawn by: S. WILES Approved By: J.D. SURRETTE

DATE: JAN-2010 REVISION 2.0

DRAWING NO.: DWG 051, 24HT80